

ORDINANCE NO. 94-10

AN ORDINANCE OF THE CITY COUNCIL OF THE CITY OF AMERICAN CANYON ESTABLISHING SANITARY SEWER SERVICE CHARGES AND SANITARY SEWER CONNECTION CHARGES

The City Council of the City of American Canyon does ordain as follows:

UNCODIFIED SECTIONS

SECTION A. City Ordinance No. 93-02 is hereby readopted and restated as originally adopted on February 4, 1993, with necessary modification as described in Sections B and C.

SECTION B. City Ordinance No. 93-02, Section 4(S.213) contains errors in the formulas for determining commercial monthly service charges. City Ordinance No. 93-02, Section 8 uses the Consumer Price Index instead of the Engineering New Record Construction Cost Index for San Francisco as the index to annually adjust connection charges for all uses commencing September 1, 1997.

SECTION C. The intent of the City Council in readopting and restating Ordinance No. 93-02 is to reaffirm the method of calculation of the commercial sanitary sewer monthly service charges and connection charges, to correct the formulas for the calculations of commercial monthly sanitary service charges and to modify Ordinance No. 93-02 to provide that all sewer connection charges shall be increased by the Engineering New Record Construction Cost Index for San Francisco commencing September 1, 1997.

CODIFIED SECTIONS

SECTION 1. The American Canyon County Water District ("District") was merged with the City of American Canyon ("City") upon the incorporation of the City on January 1, 1992. As a result of the incorporation, the City became the successor-in-interest to the District and assumed all the rights, duties, and obligations of the District including those established by ordinance of the District. Further, City Ordinance No. 5 provides that all ordinances, resolutions, rules and regulations of the District applicable before incorporation shall remain in effect and are deemed a City ordinance or enactment.

SECTION 2. Ordinance No. 12 of the District authorized the District Board of directors to establish, from time to time, the minimum service rates and charges for sanitation services to be set forth.

Sanitary Sewer Service Charges and Connection Charges

SECTION 3. In compliance with Government Code Section 66013, the City has determined that the Sanitary Sewer Service Charges must be increased in order to meet the estimated reasonable cost of providing the sewer service and has complied with the public notice and meeting and data availability requirements of Government Code Section 66016(a). Accordingly, pursuant to the authority granted by District Ordinance No. 12 and Health & Safety Code Section 5471, the City replaces the Rate and Fee Schedule with the revised Sanitary Sewer Service Charges as set forth in Section 4 hereof.

SECTION 4. SANITARY SEWER MONTHLY SERVICE CHARGE

S. 100 Sanitary Sewer Monthly Service Charge - Single Family Residential Service shall read as follows:

As of September 1, 1993:

- (a) Each customer inside the City shall pay at the rate of \$23.50 per month (\$282.00 per year) for each single family unit connected to the facilities of the City.
- (b) Each customer outside the City shall pay at the rate of \$32.90 per month (\$394.80 per year) for each single family unit connected to the facilities of the City.

As of September 1, 1994:

- (c) Each customer inside the City shall pay at the rate of \$29.50 per month (\$354.00 per year) for each single family unit connected to the facilities of the City.
- (d) Each customer outside the City shall pay at the rate of \$41.30 per month (\$495.60 per year) for each single family unit connected to the facilities of the City.

Ordinance 94-10
Sanitary Sewer Service Charges and Connection Charges

Page 3

As of September 1, 1995:

- (e) Each customer inside the City shall pay at the rate of \$36.50 per month (\$438.00 per year) for each single family unit connected to the facilities of the City.
- (f) Each customer outside the City shall pay at the rate of \$51.10 per month (\$613.20 per year) for each single family unit connected to the facilities of the City.

As of September 1, 1996:

- (g) Each customer inside the City shall pay at the rate of \$39.00 per month (\$468.00 per year) for each single family unit connected to the facilities of the City.
- (h) Each customer outside the City shall pay at the rate of \$54.60 per month (\$655.20 per year) for each single family unit connected to the facilities of the City.

S. 101 Sanitary Sewer Monthly Service Charge - Multiple Family Residential or Mobile Home Service shall read as follows:

As of September 1, 1993:

- (a) Each customer inside the City shall pay at the rate of \$19.75 per month (\$237.00 per year) for each unit of the multiple residential service or each mobile home connected to the facilities of the City.
- (b) Each customer outside the City shall pay at the rate of \$27.50 per month (\$330.00 per year) for each unit of the multiple residential service or each mobile home connected to the facilities of the City.

As of September 1, 1994:

- (c) Each customer inside the City shall pay at the rate of \$24.75 per month (\$297.00 per year) for each unit of the multiple residential service or each mobile home connected to the facilities of the City.
- (d) Each customer outside the City shall pay at the rate of \$34.50 per month (\$414.00 per year) for each unit of the multiple residential service or each mobile home connected to the facilities of the City.

Sanitary Sewer Service Charges and Connection Charges

As of September 1, 1995:

- (e) Each customer inside the City shall pay at the rate of \$30.50 per month (\$366.00 per year) for each unit of the multiple residential service or each mobile home connected to the facilities of the City.
- (f) Each customer outside the City shall pay at the rate of \$43.00 per month (\$516.00 per year) for each unit of the multiple residential service or each mobile home connected to the facilities of the City.

As of September 1, 1996:

- (g) Each customer inside the City shall pay at the rate of \$32.75 per month (\$393.00 per year) for each unit of the multiple residential service or each mobile home connected to the facilities of the City.
- (h) Each customer outside the City shall pay at the rate of \$45.75 per month (\$549.00 per year) for each unit of the multiple residential service or each mobile home connected to the facilities of the City.

S. 102 Sanitary Sewer Monthly Service Charge - Commercial Sanitation Service shall read as follows:

As of September 1, 1993:

The sanitary sewer monthly service charge for commercial uses with domestic strength discharge (not greater than 200 milligrams per liter biochemical oxygen demand (BOD) and/or 200 milligrams per liter total suspended solids (TSS)) shall be computed as set forth in subsection (a) and subsection (b) below:

- (a) Each customer inside the city shall pay:
 - (1) A monthly service charge of \$17.50; and,
 - (2) A quantity charge of not less than \$6.00 per month based on each 100 cubic feet of water consumed, as determined by the type of service to the structure, according to the following table:

Ordinance 94-10
Sanitary Sewer Service Charges and Connection Charges

Quantity Charge Based On Water Consumption, \$ per 100 cubic feet

<u>Service Type</u> <u>(meter size</u> <u>in inches)</u>	<u>Estimated Ratio</u> <u>of Discharge to</u> <u>Consumption</u>	<u>Quantity</u> <u>Charge</u> <u>(\$ per 100 cf)</u>
5/8"	.90	.69
3/4"	.84	.65
1.0"	.72	.56
1.5"	.55	.43
2.0"	.43	.33

- (b) Each customer outside the city shall pay:
- (1) A monthly service charge of \$24.50; and,
 - (2) A quantity charge of not less than \$8.40 per month based on each 100 cubic feet of water consumed, as determined by the type of service to the structure, according to the following table:

Quantity Charge Based On Water Consumption, \$ per 100 cubic feet

<u>Service Type</u> <u>(meter size</u> <u>in inches)</u>	<u>Estimated Ratio</u> <u>of Discharge to</u> <u>Consumption</u>	<u>Quantity</u> <u>Charge</u> <u>(\$ per 100 cf)</u>
5/8"	.90	.97
3/4"	.84	.92
1.0"	.72	.78
1.5"	.55	.60
2.0"	.43	.46

The sanitary sewer service charge for commercial uses with discharge strength exceeding 200 mg/l BOD and/or 200 mg/l TSS shall be computed as set forth in subsection (c) and subsection (d) below:

- (c) Each customer inside the city shall pay:
- (1) A monthly service charge of \$17.50; and,

Sanitary Sewer Service Charges and Connection Charges

- (2) A quantity charge not less than \$6.00 per month based on each 100 cubic feet of water consumed, as determined by the following equation:

$$\frac{\text{Estimated Ratio of Discharge to Consumption} \times [0.77 + \{(\text{The greater of 200 or the User's Peak BOD Loading in mg/l}) - 200\}] \times .000974 + \{(\text{The greater of 200 or the User's Peak TSS Loading in mg/l}) - 200\} \times .000977}{1} = \text{Quantity Charge}$$

- (d) Each customer outside the city shall pay:

- (1) A monthly service charge of \$24.50; and,
- (2) A quantity charge not less than \$8.40 per month based on each 100 cubic feet of water consumed, as determined by the following equation:

$$\frac{1.4 \times \text{Estimated Ratio of Discharge to Consumption} \times [0.77 + \{(\text{The greater of 200 or the User's Peak BOD Loading in mg/l}) - 200\}] \times .000974 + \{(\text{The greater of 200 or the User's Peak TSS Loading in mg/l}) - 200\} \times .000977}{1} = \text{Quantity Charge}$$

As of September 1, 1994:

The sanitary sewer monthly service charge for commercial uses with domestic strength discharge (not greater than 200 milligrams per liter biochemical oxygen demand (BOD) and/or 200 milligrams per liter total suspended solids (TSS)) shall be computed as set forth in subsection (e) and subsection (f) below:

- (e) Each customer inside the city shall pay:
- (1) A monthly service charge of \$19.50; and,
- (2) A quantity charge of not less than \$7.00 per month based on each 100 cubic feet of water consumed, as determined by the type of service to the structure, according to the following table:

Ordinance 94-10
Sanitary Sewer Service Charges and Connection Charges

Quantity Charge Based On Water Consumption, \$ per 100 cubic feet

<u>Service Type</u> <u>(meter size</u> <u>in inches)</u>	<u>Estimated Ratio</u> <u>of Discharge to</u> <u>Consumption</u>	<u>Quantity</u> <u>Charge</u> <u>(\$ per 100 cf)</u>
5/8"	.90	.81
3/4"	.84	.76
1.0"	.72	.65
1.5"	.55	.50
2.0"	.43	.39

- (f) Each customer outside the city shall pay:
- (1) A monthly service charge of \$27.30; and,
 - (2) A quantity charge of not less than \$9.80 per month based on each 100 cubic feet of water consumed, as determined by the type of service to the structure, according to the following table:

Quantity Charge Based On Water Consumption, \$ per 100 cubic feet

<u>Service Type</u> <u>(meter size</u> <u>in inches)</u>	<u>Estimated Ratio</u> <u>of Discharge to</u> <u>Consumption</u>	<u>Quantity</u> <u>Charge</u> <u>(\$ per 100 cf)</u>
5/8"	.90	1.13
3/4"	.84	1.06
1.0"	.72	.91
1.5"	.55	.70
2.0"	.43	.54

The sanitary sewer service charge for commercial uses with discharge strength exceeding 200 mg/l BOD and/or 200 mg/l TSS shall be computed as set forth in subsection (g) and subsection (h) below:

- (g) Each customer inside the city shall pay:
- (1) A monthly service charge of \$19.50; and,

Ordinance 94-10
Sanitary Sewer Service Charges and Connection Charges

- (2) A quantity charge not less than \$7.00 per month based on each 100 cubic feet of water consumed, as determined by the following equation:

$$\frac{\text{Estimated Ratio of Discharge to Consumption} \times [0.90 + \{(\text{The greater of 200 or the User's Peak BOD Loading in mg/l}) - 200\} \times 0.001057 + \{(\text{The greater of 200 or the User's Peak TSS Loading in mg/l}) - 200\} \times 0.001053]}{1} = \text{Quantity Charge}$$

- (h) Each customer outside the city shall pay:

- (1) A monthly service charge of \$27.30; and,
- (2) A quantity charge not less than \$9.80 per month based on each 100 cubic feet of water consumed, as determined by the following equation:

$$\frac{1.4 \times \text{Estimated Ratio of Discharge to Consumption} \times [0.90 + \{(\text{The greater of 200 or the User's Peak BOD Loading in mg/l}) - 200\} \times 0.001057 + \{(\text{The greater of 200 or the User's Peak TSS Loading in mg/l}) - 200\} \times 0.001053]}{1} = \text{Quantity Charge}$$

As of September 1, 1995:

The sanitary sewer monthly service charge for commercial uses with domestic strength discharge (not greater than 200 milligrams per liter biochemical oxygen demand (BOD) and/or 200 milligrams per liter total suspended solids (TSS)) shall be computed as set forth in subsection (i) and subsection (j) below:

- (i) Each customer inside the city shall pay:
- (1) A monthly service charge of \$26.50; and,
- (2) A quantity charge of not less than \$8.00 per month based on each 100 cubic feet of water consumed, as determined by the type of service to the structure, according to the following table:

Ordinance 94-10
Sanitary Sewer Service Charges and Connection Charges

Quantity Charge Based On Water Consumption, \$ per 100 cubic feet

<u>Service Type</u> <u>(meter size</u> <u>in inches)</u>	<u>Estimated Ratio</u> <u>of Discharge to</u> <u>Consumption</u>	<u>Quantity</u> <u>Charge</u> <u>(\$ per 100 cf)</u>
5/8"	.90	.92
3/4"	.84	.87
1.0"	.72	.74
1.5"	.55	.57
2.0"	.43	.44

- (j) Each customer outside the city shall pay:
- (1) A monthly service charge of \$37.10; and,
 - (2) A quantity charge of not less than \$11.20 per month based on each 100 cubic feet of water consumed, as determined by the type of service to the structure, according to the following table:

Quantity Charge Based On Water Consumption, \$ per 100 cubic feet

<u>Service Type</u> <u>(meter size</u> <u>in inches)</u>	<u>Estimated Ratio</u> <u>of Discharge to</u> <u>Consumption</u>	<u>Quantity</u> <u>Charge</u> <u>(\$ per 100 cf)</u>
5/8"	.90	1.29
3/4"	.84	1.21
1.0"	.72	1.04
1.5"	.55	.80
2.0"	.43	.62

The sanitary sewer service charge for commercial uses with discharge strength exceeding 200 mg/l BOD and/or 200 mg/l TSS shall be computed as set forth in subsection (k) and subsection (l) below:

- (k) Each customer inside the city shall pay:
- (1) A monthly service charge of \$26.50; and,

Ordinance 94-10
Sanitary Sewer Service Charges and Connection Charges

- (2) A quantity charge not less than \$8.00 per month based on each 100 cubic feet of water consumed, as determined by the following equation:

$$\frac{\text{Estimated Ratio of Discharge to Consumption} \times [1.03 + \{(\text{The greater of 200 or the User's Peak BOD Loading in mg/l}) - 200\} \times 0.001140 + \{(\text{The greater of 200 or the User's Peak TSS Loading in mg/l}) - 200\} \times 0.001130]}{0.001130} = \text{Quantity Charge}$$

- (1) Each customer outside the city shall pay:

- (1) A monthly service charge of \$37.10; and,
- (2) A quantity charge not less than \$11.20 per month based on each 100 cubic feet of water consumed, as determined by the following equation:

$$\frac{1.4 \times \text{Estimated Ratio of Discharge to Consumption} \times [1.03 + \{(\text{The greater of 200 or the User's Peak BOD Loading in mg/l}) - 200\} \times 0.001140 + \{(\text{The greater of 200 or the User's Peak TSS Loading in mg/l}) - 200\} \times 0.001130]}{0.001130} = \text{Quantity Charge}$$

As of September 1, 1996:

The sanitary sewer monthly service charge for commercial uses with domestic strength discharge (not greater than 200 milligrams per liter biochemical oxygen demand (BOD) and/or 200 milligrams per liter total suspended solids (TSS)) shall be computed as set forth in subsection (m) and subsection (n) below:

- (m) Each customer inside the city shall pay:

- (1) A monthly service charge of \$28.00; and,
- (2) A quantity charge of not less than \$9.00 per month based on each 100 cubic feet of water consumed, as determined by the type of service to the structure, according to the following table:

Ordinance 94-10
Sanitary Sewer Service Charges and Connection Charges

Quantity Charge Based On Water Consumption, \$ per 100 cubic feet

<u>Service Type</u> <u>(meter size</u> <u>in inches)</u>	<u>Estimated Ratio</u> <u>of Discharge to</u> <u>Consumption</u>	<u>Quantity</u> <u>Charge</u> <u>(\$ per 100 cf)</u>
5/8"	.90	1.03
3/4"	.84	.98
1.0"	.72	.83
1.5"	.55	.64
2.0"	.43	.49

- (n) Each customer outside the city shall pay:
- (1) A monthly service charge of \$39.20; and,
 - (2) A quantity charge of not less than \$12.60 per month based on each 100 cubic feet of water consumed, as determined by the type of service to the structure, according to the following table:

Quantity Charge Based On Water Consumption, \$ per 100 cubic feet

<u>Service Type</u> <u>(meter size</u> <u>in inches)</u>	<u>Estimated Ratio</u> <u>of Discharge to</u> <u>Consumption</u>	<u>Quantity</u> <u>Charge</u> <u>(\$ per 100 cf)</u>
5/8"	.90	1.45
3/4"	.84	1.37
1.0"	.72	1.17
1.5"	.55	.89
2.0"	.43	.69

The sanitary sewer service charge for commercial uses with discharge strength exceeding 200 mg/l BOD and/or 200 mg/l TSS shall be computed as set forth in subsection (o) and subsection (p) below:

- (o) Each customer inside the city shall pay:
- (1) A monthly service charge of \$28.00; and,

Ordinance 94-10
Sanitary Sewer Service Charges and Connection Charges

- (2) A quantity charge not less than \$9.00 per month based on each 100 cubic feet of water consumed, as determined by the following equation:

$$\frac{\text{Estimated Ratio of Discharge to Consumption} \times [1.16 + \{(\text{The greater of 200 or the User's Peak BOD Loading in mg/l}) - 200\}] \times 0.001250 + \{(\text{The greater of 200 or the User's Peak TSS Loading in mg/l}) - 200\}}{\times 0.001230} = \text{Quantity Charge}$$

- (p) Each customer outside the city shall pay:

- (1) A monthly service charge of \$39.20; and,
- (2) A quantity charge not less than \$12.60 per month based on each 100 cubic feet of water consumed, as determined by the following equation:

$$\frac{1.4 \times \text{Estimated Ratio of Discharge to Consumption} \times [1.16 + \{(\text{The greater of 200 or the User's Peak BOD Loading in mg/l}) - 200\}] \times 0.001250 + \{(\text{The greater of 200 or the User's Peak TSS Loading in mg/l}) - 200\}}{\times 0.001230} = \text{Quantity Charge}$$

- (q) The quantity charges set forth in the tables and formulas in subsection (a) through subsection (p) hereof are based on an estimated ratio of water discharge to water consumption for each service type. The City Council may adjust the quantity charge for a particular customer upon application and a showing by the customer that the actual ratio of water discharge to water consumption of that customer is substantially different from the estimated ratio of discharge to consumption set forth in the tables and formulas in subsection (a) through subsection (p) hereof. In no event may the City council reduce the quantity charge to an amount which is less than the minimum amounts set forth in subsection (a) through subsection (p) hereof.

S. 103 Sanitary Sewer Monthly Service Charge - Fire Houses and Churches shall read as follows:

As of September 1, 1993:

- (a) The monthly sanitary sewer service for fire houses and churches in the City's service area shall be \$23.50 per month (\$282.00 per year).

Sanitary Sewer Service Charges and Connection Charges

As of September 1, 1994:

- (b) The monthly sanitary sewer service for fire houses and churches in the City's service area shall be \$29.50 per month (\$354.00 per year).

As of September 1, 1995:

- (c) The monthly sanitary sewer service for fire houses and churches in the City's service area shall be \$36.50 per month (\$438.00 per year).

As of September 1, 1996:

- (d) The monthly sanitary sewer service for fire houses and churches in the City's service area shall be \$39.00 per month (\$468.00 per year).

S. 104 Sanitary Sewer Monthly Service Charge - Public and Private School shall read as follows:

As of September 1, 1993:

- (a) Each public and private school shall pay the rate of \$101.00 per month (\$1,212.00 per year).

As of September 1, 1994:

- (b) Each public and private school shall pay the rate of \$147.75 per month (\$1,773.00 per year).

As of September 1, 1995:

- (c) Each public and private school shall pay the rate of \$169.00 per month (\$2,028.00 per year).

As of September 1, 1996:

- (d) Each public and private school shall pay the rate of \$190.00 per month (\$2,280.00 per year).

SECTION 5. The provisions of this Ordinance replace and supersede any inconsistent provisions contained in prior ordinances of the District establishing sanitary sewer service charges.

Sanitary Sewer Service Charges and Connection Charges

SECTION 6. In compliance with Government Code Section 66013, the City has determined that the Sanitary Sewer Connection Charges must be increased in order to meet the estimated reasonable cost of providing the sewer service and has complied with the public notice and meeting and data availability requirements of Government Code Section 66016(a). Accordingly, pursuant to the authority granted by District Ordinance No. 12 and Health & Safety Code Section 5474, the City replaces the Rate and Fee Schedule with the revised Sanitary Sewer Connection Charges as set forth in Section 7 hereof.

SECTION 7. SANITARY SEWER CONNECTION CHARGE

S. 200 Sanitary Sewer Connection Charge - Residential Service shall read as follows:

As of March 8, 1993:

- (a) At the time of submission of an application to connect to the sanitary sewer service of the City, an applicant shall pay a Sanitary Sewer Connection Charge of \$6,800 for each family unit to be connected. A family dwelling unit shall include each family unit in single family homes, cluster garden condominiums, town houses and other multi-family residential uses and each mobile home space in a mobile home park, and each second unit attached or detached from an existing dwelling constructed and used in accordance with the provisions of Section 12412 of the Napa County Code, adopted by the City, where such second unit is connected to the City sewer.

As of September 1, 1994:

- (b) At the time of submission of an application to connect to the sanitary sewer service of the City, an applicant shall pay a Sanitary Sewer Connection Charge of \$7,200 for each family unit to be connected. A family dwelling unit shall include each family unit in single family homes, cluster garden condominiums, town houses and other multi-family residential uses and each mobile home space in a mobile home park, and each second unit attached or detached from an existing dwelling constructed and used in accordance with the provisions of Section 12412 of the Napa County Code, adopted by the City, where such second unit is connected to the City sewer.

As of September 1, 1995:

- (c) At the time of submission of an application to connect to the sanitary sewer service of the City, an applicant shall pay a Sanitary Sewer Connection Charge of \$7,800 for each family unit to be connected. A family dwelling unit shall include each family unit in single family homes, cluster garden condominiums, town houses and other multi-family residential uses and each mobile home space in a mobile home park, and each second unit attached or detached from an existing dwelling constructed and used in accordance with the provisions of Section 12412 of the Napa County Code, adopted by the City, where such second unit is connected to the City sewer.

As of September 1, 1996:

- (d) At the time of submission of an application to connect to the sanitary sewer service of the City, an applicant shall pay a Sanitary Sewer Connection Charge of \$7,900 for each family unit to be connected. A family dwelling unit shall include each family unit in single family homes, cluster garden condominiums, town houses and other multi-family residential uses and each mobile home space in a mobile home park, and each second unit attached or detached from an existing dwelling constructed and used in accordance with the provisions of Section 12412 of the Napa County Code, adopted by the City, where such second unit is connected to the City sewer.

S. 201 Sanitary Sewer Connection Charge - Commercial Sanitation Service shall read as follows:

As of March 8, 1993:

- (a) At the time of submission of an application to connect to the sanitary sewer facilities of the City, the applicant shall pay a Sanitary Sewer Connection Charge computed at the rate of \$290.00 per fixture unit, as set forth in Plumbing Code published by the Western Officials Association, but in no event shall the Sanitary Sewer Connection charge be less than \$6,800. The number of fixture units per plumbing fixture is shown on Appendix B to the Schedule.

As of September 1, 1994:

- (b) At the time of submission of an application to connect to the sanitary sewer facilities of the City, the applicant shall pay a Sanitary Sewer Connection Charge computed at the rate of \$350.00 per fixture unit, as set forth in Plumbing Code published by the western Officials Association, but in no event shall the Sanitary Sewer Connection charge be less than \$7,200. The number of fixture units per plumbing fixture is shown on Appendix B to the Schedule.

As of September 1, 1995:

- (c) At the time of submission of an application to connect to the sanitary sewer facilities of the City, the applicant shall pay a Sanitary Sewer Connection Charge computed at the rate of \$415.00 per fixture unit, as set forth in Plumbing Code published by the western Officials Association, but in no event shall the Sanitary Sewer Connection charge be less than \$7,800. The number of fixture units per plumbing fixture is shown on Appendix B to the Schedule.

As of September 1, 1996:

- (d) At the time of submission of an application to connect to the sanitary sewer facilities of the City, the applicant shall pay a Sanitary Sewer Connection Charge computed at the rate of \$455.00 per fixture unit, as set forth in Plumbing Code published by the western Officials Association, but in no event shall the Sanitary Sewer Connection charge be less than \$7,900. The number of fixture units per plumbing fixture is shown on Appendix B to the Schedule.

S. 203 Sanitary Sewer Connection Charge - Industrial Sanitation Service shall read as follows:

As of March 8, 1993:

- (a) At the time of submission of an application to connect to the sanitary sewer facilities of the City, the applicant shall pay a Sanitary Sewer Connection Charge calculated by using the following formula:

$$\frac{22,689,680 \times (\text{Expected Peak Flow, MGD}) + 2,355 \times (\text{Expected Peak BOD Loading, lbs/day}) + 2,251 \times (\text{Expected Peak TSS Loading, lbs/day})}{\text{Connection Charge}}$$

Sanitary Sewer Service Charges and Connection Charges

If after connection to the City facilities and review of either the discharger's flow data or water use data for any given period it is determined by the city that the applicant is discharging at an increased flow, BOD or TSS level than requested at the time of submission of application, applicant shall be charged for increased flow, BOD, or TSS at the then applicable rate as provided in the City's Sanitary Sewer Connection Charge Ordinance.

As of September 1, 1994:

- (b) At the time of submission of an application to connect to the sanitary sewer facilities of the City, the applicant shall pay a Sanitary Sewer Connection Charge calculated by using the following formula:

$$\frac{27,182,930 \times (\text{Expected Peak Flow, MGD}) + 2,892 \times (\text{Expected Peak BOD Loading, lbs/day}) + 2,787 \times (\text{Expected Peak TSS Loading, lbs/day})}{\text{Connection Charge}}$$

If after connection to the City facilities and review of either the discharger's flow data or water use data for any given period it is determined by the city that the applicant is discharging at an increased flow, BOD or TSS level than requested at the time of submission of application, applicant shall be charged for increased flow, BOD, or TSS at the then applicable rate as provided in the City's Sanitary Sewer Connection Charge Ordinance.

As of September 1, 1995:

- (c) At the time of submission of an application to connect to the sanitary sewer facilities of the City, the applicant shall pay a Sanitary Sewer Connection Charge calculated by using the following formula:

$$\frac{32,387,252 \times (\text{Expected Peak Flow, MGD}) + 3,472 \times (\text{Expected Peak BOD Loading, lbs/day}) + 3,352 \times (\text{Expected Peak TSS Loading, lbs/day})}{\text{Connection Charge}}$$

If after connection to the City facilities and review of either the discharger's flow data or water use data for any given period it is determined by the city that the applicant is discharging at an increased

flow, BOD or TSS level than requested at the time of submission of application, applicant shall be charged for increased flow, BOD, or TSS at the then applicable rate as provided in the City's Sanitary Sewer Connection Charge Ordinance.

As of September 1, 1996:

- (d) At the time of submission of an application to connect to the sanitary sewer facilities of the City, the applicant shall pay a Sanitary Sewer Connection Charge calculated by using the following formula:

$$\frac{35,408,938 \times (\text{Expected Peak Flow, MGD}) + 3,811 \times (\text{Expected Peak BOD Loading, lbs/day}) + 3,681 \times (\text{Expected Peak TSS Loading, lbs/day})}{\text{Connection Charge}}$$

If after connection to the City facilities and review of either the discharger's flow data or water use data for any given period it is determined by the city that the applicant is discharging at an increased flow, BOD or TSS level than requested at the time of submission of application, applicant shall be charged for increased flow, BOD, or TSS at the then applicable rate as provided in the City's Sanitary Sewer Connection Charge Ordinance.

Sanitary sewer connection charges shall be paid directly to the City and shall be paid before any type of building or construction permit is granted to the real property served by the connection to the city sewer.

SECTION 8. As of September 1, 1997, and each September 1 thereafter, all sanitary sewer service charges shall be increased by the previous years inflation rate as established by the CPI, unless the council directs otherwise.

SECTION 9. As of September 1, 1997, and each September 1 thereafter, all sanitary sewer connection charges shall be increased by the previous years inflation rate as established by the Engineering New Record Construction Cost Index for San Francisco, unless the council directs otherwise.

SECTION 10. The provisions of this Ordinance replace and supersede any inconsistent provisions contained in prior ordinances of the City or District establishing sanitary sewer connection charges.

SECTION 11. This Ordinance shall take effect and be enforced and in effect immediately upon the expiration of thirty days after its adoption.

Ordinance 94-10
Sanitary Sewer Service Charges and Connection Charges

Page 19


Approved and adopted this 15th day of September, 1994, by the following votes:

AYES: Councilmembers: Bennett, Orlando, Winters, Mayor Pro Tem
Anderson and Mayor Mahanay

NOES: Councilmembers: None


ABSENT: Councilmembers: None

ABSTAIN: Councilmembers: None




Richard Mahanay
Mayor

ATTEST:



Phillip J. Brown
City Clerk

ATTEST AS TO FORM:



Nellie Ancel
Assistant City Attorney